

Surface Mount Fuse, 7.4 x 3.1 mm, Quick-Acting F, 125 VAC, 125 VDC



Exemplary part photo depending on part no.

UL 248-14 · 125 VAC · 125 VDC · Quick-Acting F

See below:

[Approvals and Compliances](#)

### Description

- Directly solderable on printed circuit boards

### References

[Packaging Details](#)

Corresponding Fuseholder [OMH 125](#)


Assembled Fuseholder [OMK 125](#)

Fuse Kit [Fuse Kit OMF](#)

### Weblinks

[pdf data sheet](#), [html datasheet](#), [General Product Information](#), [Packaging details](#), [Distributor-Stock-Check](#), [Detailed request for product](#)

### Technical Data

Rated Voltage	125 VAC, 125 VDC
Rated current	0.063 - 10 A
Breaking Capacity	100 A
Characteristic	Quick-Acting F
Mounting	PCB, SMT
Admissible Ambient Air Temp.	-40 °C to 125 °C
Climatic Category	40/85/21 acc. to IEC 60068-1
Material: Housing	Thermoplastic, UL 94V-0
Material: Terminals	Tin-Plated Copper Alloy
Unit Weight	0.08 g
Storage Conditions	0 °C to 60 °C, max. 70% r.h.
Product Marking	 Type, Rated current, Certification marks

Soldering Methods	Reflow, Wave <a href="#">Soldering Profile</a>
Solderability	245 °C / 3 sec acc. to IEC 60068-2-58, Test Td
Resistance to Soldering Heat	260 °C / 10 sec acc. to IEC 60068-2-58, Test Td
Moisture Sensitivity Level	MSL 1, J-STD-020
Case Resistance	acc. to EIA/IS-722, Test 4.7 >100 MΩ (between leads and body)
Flammability	min. UL 94V-1 (acc. to EIA/IS-722, Test 4.12)
Load Humidity Test	MIL-STD-202, Method 103B 0.1 x In @ 0.85 r.H. @ 85 °C
Moisture Resistance Test	MIL-STD-202, Method 106E (50 cycles in a temp./mister chamber)
Vibration, High Frequency	MIL-STD-202, Method 204 Condition D
Mechanical Shock	MIL-STD-202, Method 213 Condition A
Resistance to Solvents	MIL-STD-202, Method 215
Terminal Strength	MIL-STD-202, Method 211A (Deflection of board 1 mm for 1 minute)

### Approvals and Compliances


Detailed information on product approvals, code requirements, usage instructions and detailed test conditions can be looked up in [Details about Approvals](#)

SCHURTER products are designed for use in industrial environments. They have approvals from independent testing bodies according to national and international standards. Products with specific characteristics and requirements such as required in the automotive sector according to IATF 16949, medical technology according to ISO 13485 or in the aerospace industry can be offered exclusively with customer-specific, individual agreements by SCHURTER.

### Approvals



The approval mark is used by the testing authorities to certify compliance with the safety requirements placed on electronic products.

Approval Reference Type: OMF 125

Approval Logo	Certificates	Certification Body	Description
	<a href="#">UL Approvals</a>	UL	UL File Number: E41599

## Product standards

Product standards that are referenced

Organization	Design	Standard	Description
	Designed according to	UL 248-14	Low voltage fuses - Part 14: Additional fuses
	Designed according to	CSA22.2 No. 248.14	Low-Voltage Fuses - Part 14: Supplemental Fuses





## Application standards

Application standards where the product can be used


Organization	Design	Standard	Description
	Designed for applications acc.	IEC/UL 60950	IEC 60950-1 includes the basic requirements for the safety of information technology equipment.

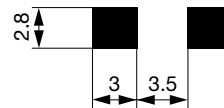
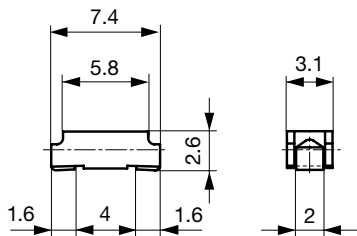
## Compliances

The product complies with following Guide Lines

Identification	Details	Initiator	Description
	<a href="#">CE declaration of conformity</a>	SCHURTER AG	The CE marking declares that the product complies with the applicable requirements laid down in the harmonisation of Community legislation on its affixing in accordance with EU Regulation 765/2008.
	RoHS	SCHURTER AG	Directive RoHS 2011/65/EU, Amendment (EU) 2015/836
	China RoHS	SCHURTER AG	The law SJ / T 11363-2006 (China RoHS) has been in force since 1 March 2007. It is similar to the EU directive RoHS.
	REACH	SCHURTER AG	On 1 June 2007, Regulation (EC) No 1907/2006 on the Registration, Evaluation, Authorization and Restriction of Chemicals 1 (abbreviated as "REACH") entered into force.

## Dimension [mm]

 7.4 mm

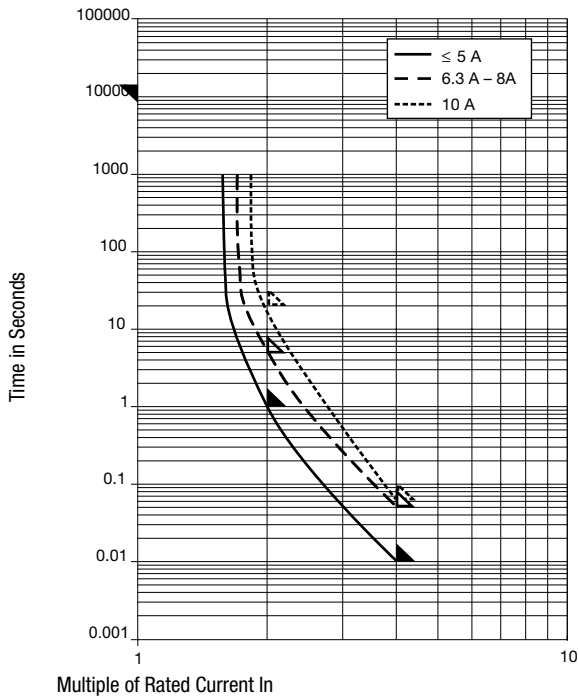


Soldering pads


## Pre-Arcing Time


Rated Current I <sub>n</sub>	1.0 x I <sub>n</sub> min.	2.0 x I <sub>n</sub> max.	4.0 x I <sub>n</sub> max.
0.063 A - 5 A	4 h	1 s	10 ms
6.3 A - 8 A	4 h	5 s	50 ms
10 A	4 h	20 s	60 ms

Time-Current-Curves



All Variants

Rated Current [A]	Rated Voltage [VAC]	Rated Voltage [VDC]	Breaking Capacity	Voltage Drop 1.0 I <sub>n</sub> typ. [mV]	Power Dissipation 1.0 I <sub>n</sub> typ. [mW]	Melting I <sup>2</sup> t 4.0 I <sub>n</sub> typ. [A <sup>2</sup> s]		Order Number
0.063	125	125	1)	2550	160	0.00011	●	3404.0003.11
0.063	125	125	1)	2550	160	0.00011	●	3404.0003.22
0.063	125	125	1)	2550	160	0.00011	●	3404.0003.24
0.1	125	125	1)	1770	180	0.00067	●	3404.0004.11
0.1	125	125	1)	1770	180	0.00067	●	3404.0004.22
0.1	125	125	1)	1770	180	0.00067	●	3404.0004.24
0.125	125	125	1)	1770	220	0.0011	●	3404.0049.11
0.125	125	125	1)	1770	220	0.0011	●	3404.0049.22
0.125	125	125	1)	1770	220	0.0011	●	3404.0049.24
0.16	125	125	1)	1700	270	0.0018	●	3404.0005.11
0.16	125	125	1)	1700	270	0.0018	●	3404.0005.22
0.16	125	125	1)	1700	270	0.0018	●	3404.0005.24
0.25	125	125	1)	990	250	0.0058	●	3404.0006.11
0.25	125	125	1)	990	250	0.0058	●	3404.0006.22
0.25	125	125	1)	990	250	0.0058	●	3404.0006.24
0.35	125	125	1)	990	350	0.0076	●	3404.0043.11
0.35	125	125	1)	990	350	0.0076	●	3404.0043.22
0.35	125	125	1)	990	350	0.0076	●	3404.0043.24
0.375	125	125	1)	990	370	0.013	●	3404.0044.11
0.375	125	125	1)	990	370	0.013	●	3404.0044.22
0.375	125	125	1)	990	370	0.013	●	3404.0044.24
0.4	125	125	1)	960	380	0.016	●	3404.0007.11
0.4	125	125	1)	960	380	0.016	●	3404.0007.22
0.4	125	125	1)	960	380	0.016	●	3404.0007.24
0.5	125	125	1)	350	150	0.01	●	3404.0045.11
0.5	125	125	1)	350	150	0.01	●	3404.0045.22
0.5	125	125	1)	350	150	0.01	●	3404.0045.24
0.63	125	125	1)	290	180	0.02	●	3404.0008.11

Rated Current [A]	Rated Voltage [VAC]	Rated Voltage [VDC]	Breaking Capacity	Voltage Drop 1.0 I <sub>n</sub> typ. [mV]	Power Dissipation 1.0 I <sub>n</sub> typ. [mW]	Melting I <sup>2</sup> t 4.0 I <sub>n</sub> typ. [A <sup>2</sup> s]		Order Number
0.63	125	125	1)	290	180	0.02	●	3404.0008.22
0.63	125	125	1)	290	180	0.02	●	3404.0008.24
0.75	125	125	1)	260	200	0.031	●	3404.0046.11
0.75	125	125	1)	260	200	0.031	●	3404.0046.22
0.75	125	125	1)	260	200	0.031	●	3404.0046.24
1	125	125	1)	220	220	0.078	●	3404.0009.11
1	125	125	1)	220	220	0.078	●	3404.0009.22
1	125	125	1)	220	220	0.078	●	3404.0009.24
1.25	125	125	1)	220	280	0.14	●	3404.0010.11
1.25	125	125	1)	220	280	0.14	●	3404.0010.22
1.25	125	125	1)	220	280	0.14	●	3404.0010.24
1.5	125	125	1)	200	300	0.24	●	3404.0047.11
1.5	125	125	1)	200	300	0.24	●	3404.0047.22
1.5	125	125	1)	200	300	0.24	●	3404.0047.24
1.6	125	125	1)	200	320	0.27	●	3404.0011.11
1.6	125	125	1)	200	320	0.27	●	3404.0011.22
1.6	125	125	1)	200	320	0.27	●	3404.0011.24
2	125	125	1)	200	400	0.44	●	3404.0012.11
2	125	125	1)	200	400	0.44	●	3404.0012.22
2	125	125	1)	200	400	0.44	●	3404.0012.24
2.5	125	125	1)	190	480	0.97	●	3404.0013.11
2.5	125	125	1)	190	480	0.97	●	3404.0013.22
2.5	125	125	1)	190	480	0.97	●	3404.0013.24
3	125	125	1)	190	570	1.3	●	3404.0014.11
3	125	125	1)	190	570	1.3	●	3404.0014.22
3	125	125	1)	190	570	1.3	●	3404.0014.24
3.15	125	125	1)	190	600	1.2	●	3404.0048.11
3.15	125	125	1)	190	600	1.2	●	3404.0048.22
3.15	125	125	1)	190	600	1.2	●	3404.0048.24
3.5	125	125	1)	140	490	1.6	●	3404.0015.11
3.5	125	125	1)	140	490	1.6	●	3404.0015.22
3.5	125	125	1)	140	490	1.6	●	3404.0015.24
4	125	125	1)	182	728	2.25	●	3404.0016.11
4	125	125	1)	182	728	2.25	●	3404.0016.22
4	125	125	1)	182	728	2.25	●	3404.0016.24
5	125	125	1)	140	700	2.9	●	3404.0017.11
5	125	125	1)	140	700	2.9	●	3404.0017.22
5	125	125	1)	140	700	2.9	●	3404.0017.24
6.3	125	125	1)	110	690	14	●	3404.0018.11
6.3	125	125	1)	110	690	14	●	3404.0018.22
6.3	125	125	1)	110	690	14	●	3404.0018.24
7	125	125	1)	105	740	16	●	3404.0019.11
7	125	125	1)	105	740	16	●	3404.0019.22
7	125	125	1)	105	740	16	●	3404.0019.24
8	125	125	1)	100	800	20	●	3404.0020.11
8	125	125	1)	100	800	20	●	3404.0020.22
8	125	125	1)	100	800	20	●	3404.0020.24
10	125	125	1)	80	800	54	●	3404.0021.11
10	125	125	1)	80	800	54	●	3404.0021.22
10	125	125	1)	80	800	54	●	3404.0021.24

Most Popular.

Availability for all products can be searched real-time: <https://www.schurter.com/en/Stock-Check/Stock-Check-SCHURTER>

1) 100 A @ 125 VAC/DC

**Packaging Unit**    .xx = .11 Plastic Bag (100 pcs.)  
                          .xx = .22 Blister Tape 18 cm Reel (750 pcs.)  
                          .xx = .24 Blister Tape 33 cm Reel (3000 pcs.)

---