



















## Product Overview Fuseholder




www.schurter.com/en/pg02

Type	Power acceptance Rated Voltage	Fuse-link	Protection class	Terminals	RoHS	REACH	UL	CSA	UL	UL	UL	UL	UL	UL	UL	UL	UL	UL	UL
<b>Mounting method   Side: DIN-Rail Mounting   -</b>																			
	<b>FSO</b> Touch-Safe Fuseholder, 35 mm DIN-Rail, 10.3 x 38 mm, 1000 VDC	4 W 1000 VDC	10.3 x 38 mm	IP 20															
<b>Mounting method   Side: In-line   -</b>																			
	<b>FDI</b> Inline Fuseholder, 5x20 / 6.3x32 mm	2.5 W / 6.3 A 32 VAC	5 x 20 or 6.3 x 32 mm	IP 40															
<b>Mounting method   Side: PCB   -</b>																			
	<b>FPG4</b> Shock-Safe Fuseholder, 5 x 20 mm, Slotted Cap/Fingerrip, vertical, IEC 60335-1	2.5 W / 10 A 250 VAC	5 x 20 mm	IP 40															
	<b>FAF</b> Shock-Safe Fuseholder, 5 x 20 mm, Slotted Cap, vertical, IP 40 / IP 54	2 W / 6.3 A 250 VAC	5 x 20 mm	IP 40 / IP 54															
	<b>FAP</b> Shock-Safe Fuseholder, 5 x 20 mm, Fingerrip, vertical, PC1	1.6 W / 6.3 A 250 VAC	5 x 20 mm	IP 40															
	<b>231409</b> Shock-Safe Fuseholder, 5 x 20 mm, Fingerrip, horizontal or vertical	1.3 W / 10 A 250 VAC/DC	5 x 20 mm	IP 40															
	<b>FPG5</b> Shock-Safe Fuseholder, 5 x 20 mm, Slotted Cap/Fingerrip, horizontal, IEC 60335-1	2.5 W / 10 A 250 VAC	5 x 20 mm	IP 40															
	<b>FBS2</b> Shock-Safe Fuseholder, 5 x 20 mm, Slotted Cap/Fingerrip, horizontal, PC3, medical	1.6 W / 6.3 A 250 VAC	5 x 20 mm	IP 40															
	<b>FAB</b> Shock-Safe Fuseholder, 5 x 20 mm, Slotted Cap, horizontal	2.5 W / 10 A 250 VAC	5 x 20 mm	IP 40															











Fuseholder (PG02)

	Type	Power acceptance Rated Voltage	Fuse-link	Protection class	Terminals	RoHS	Green	UL	CSA	UL	UL	UL	UL	UL	UL	UL	UL	UL
	<b>FAS</b> Shock-Safe Fuseholder, 5 x 20 mm, Fingergrip, horizontal, PC1	1.6 W / 6.3 A 250 VAC	5 x 20 mm	IP 40		•	•	•	•	•								
	<b>FPG7</b> Shock-Safe Fuseholder, 5 x 20 mm, horizontal, Slotted Cap/Fingergrip, SMD, IEC 60335-1	2.5 W / 10 A 250 VAC	5 x 20 mm	IP 40		•	•	•	•	•								
	<b>FAC</b> Shock-Safe Fuseholder, 5 x 20 / 6.3 x 32 mm, Slotted Cap/Fingergrip, vertical	3.2 W / 10 A 250 VAC	5 x 20 or 6.3 x 32 mm	IP 40		•	•	•	•	•								
	<b>FUA</b> Shock-Safe Fuseholder, 5 x 20 / 6.3 x 32 mm, Slotted Cap, vertical	4 W / 16 A 250/500 VAC	5 x 20 or 6.3 x 32 mm	IP 40		•		•	•	•								
	<b>FAU</b> Shock-Safe Fuseholder, 5 x 20 / 6.3 x 32 mm, Slotted Cap, horizontal	3.2 W / 10 A 250 VAC	5 x 20 or 6.3 x 32 mm	IP 40		•	•	•	•	•								
	<b>FUP</b> Shock-Safe Fuseholder, 5 x 20 / 6.3 x 32 mm, Slotted Cap, horizontal	4 W / 16 A 250/500 VAC	5 x 20 or 6.3 x 32 mm	IP 40		•		•	•	•								
<b>Mounting method   Side: Panel mount   -</b>																		
	<b>FQE</b> Shock-safe Fuseholder, Solder Terminals, 5x20 mm	2.5 W / 6.3 A 250 VAC	5 x 20 mm	-		•	•											
<b>Phase Out</b>																		
<b>Mounting method   Side: Panel mount   Front Side</b>																		
	<b>FUS</b> Shock-Safe Fuseholder, 5 x 20 / 6.3 x 32 mm, Slotted Cap / Fingergrip, Snap-in stepless	4 W / 16 A 500 VAC	5 x 20 or 6.3 x 32 mm	IP 67		•		•	•	•								
	<b>FPG1</b> Shock-Safe Fuseholder, 5 x 20 mm, Slotted Cap/Fingergrip, IP 40 / IP 67, IEC 60335-1	2.5 W / 10 A 250 VAC	5 x 20 mm	IP 40 / IP 67		•	•	•	•	•								

Fuseholder (PG02)

	Type	Power acceptance Rated Voltage	Fuse-link	Protection class	Terminals								
	<b>FEF</b> Shock-Safe Fuseholder, 5 x 20 mm, Slotted Cap/Fingerrip, IP 40 / IP 54	3.2 W / 10 A 250 VAC	5 x 20 mm	IP 40 / IP 54		•	•	•	•	•			
	<b>FIO</b> Shock-Safe Fuseholder, 5 x 20 mm, Slotted Cap, IP 40 / IP 65	2.5 W / 10 A 250 VAC	5 x 20 mm	IP 40 / IP 65		•		•	•	•			
	<b>FEP</b> Shock-Safe Fuseholder, 5 x 20 mm, Fingerrip	2.5 W / 6.3 A 250 VAC	5 x 20 mm	IP 42		•	•	•	•	•			
	<b>FIN</b> Shock-Safe Fuseholder, 5 x 20 mm, Slotted Cap, IP 67	2.5 W / 10 A 250 VAC	5 x 20 mm	IP 67		•		•	•	•			
	<b>FBS1</b> Shock-Safe Fuseholder, 5 x 20 mm, Slotted Cap/Fingerrip, PC3, medical	1.6 W / 6.3 A 250 VAC	5 x 20 mm	IP 40		•	•	•	•	•			
	<b>FIZ</b> Shock-Safe Fuseholder, 5 x 20 mm, Slotted Cap, 4 W / 16 A, IP 40 / IP 67	4 W / 16 A 250 VAC	5 x 20 mm	IP 40 / IP 67		•		•	•	•			
	<b>231411</b> Shock-Safe Fuseholder, 5 x 20 mm, Fingerrip, Solder	1.3 W / 6.3 A 250 VAC	5 x 20 mm	IP 40		•							
	<b>FPG3</b> Shock-Safe Fuseholder, 5 x 20 mm, Slotted Cap/Fingerrip, Snap stepless, 1.0 - 3.0 mm, IEC 60335-1	2.5 W / 10 A 250 VAC	5 x 20 mm	IP 40		•	•	•	•	•			
	<b>FEF_Snap_</b> Shock-Safe Fuseholder, 5 x 20 mm, Slotted Cap/Fingerrip, Snap-in, 0.75 - 3.0 mm	3.2 W / 10 A 250 VAC	5 x 20 mm	IP 40		•	•	•	•	•			
	<b>FPG6</b> Shock-Safe Fuseholder, 5 x 20 mm, Slotted Cap, Press, IEC 60335-1	2.5 W / 10 A 250 VAC	5 x 20 mm	IP 40 / IP 67		•	•	•	•	•			

Fuseholder (PG02)

	Type	Power acceptance Rated Voltage	Fuse-link	Protection class	Terminals	RoHS	REACH	UL	CSA	UL	CSA	UL	CSA	UL	CSA	UL	CSA
	<b>231549P</b> Shock-Safe Fuseholder, 6.3 x 32 mm, NF, Fingergrip, IP 68	3.6 W / 16 A 250 VAC	6.3 x 32 mm	IP 68		•											
	<b>FEU</b> Shock-Safe Fuseholder, 5 x 20 / 6.3 x 32 mm, Slotted Cap	4 W / 10 A 250 VAC	5 x 20 or 6.3 x 32 mm	IP 40		•	•			•	•						
	<b>FEU_Med</b> Shock-Safe Fuseholder, 5 x 20 / 6.3 x 32 mm, Slotted Cap, Medical	4 W / 10 A 250 VAC	5 x 20 or 6.3 x 32 mm	IP 40		•	•	•	•	•	•						
	<b>FEU_Grip</b> Shock-Safe Fuseholder, 5 x 20 / 6.3 x 32 mm, Fingergrip	4 W / 10 A 250 VAC	5 x 20 or 6.3 x 32 mm	IP 40		•	•			•	•						
	<b>FEC</b> Shock-Safe Fuseholder, 5 x 20 / 6.3 x 32 mm, Slotted Cap/Fingergrip, IEC: 500 VAC, UL/CSA: 600 VAC/DC	4 W / 10 A 500 VAC	5 x 20 or 6.3 x 32 mm	IP 40		•				•	•						
	<b>FUL</b> FUL, Shock-Safe Fuseholder, 5 x 20 / 6.3 x 32 mm, Slotted Cap	4 W / 16 A 250/500 VAC	5 x 20 or 6.3 x 32 mm	IP 40 / IP 67		•				•	•						
	<b>23530P</b> Shock-Safe Fuseholder, 10.3 x 38 mm, Fingergrip	4.5 W / 25 A 600 VAC	10.3 x 38 mm	IP 40 / IP 67		•					•						
<b>Mounting method   Side: Panel mount   Rear Side</b>																	
	<b>FPG2</b> Shock-Safe Fuseholder, 5 x 20 mm, Slotted Cap/Fingergrip, Rear-Side, IP 40 / IP 67, IEC 60335-1	2.5 W / 10 A 250 VAC	5 x 20 mm	IP 40 / IP 67		•	•			•	•						
	<b>23316P</b> Shock-Safe Fuseholder, 5 x 20 mm, Fingergrip, Rear-Side, NF, IP 40 / IP 67	1.5 W / 6.3 A 250 VAC	5 x 20 mm	IP 40 / IP 67		•											
	<b>23312P</b> Shock-Safe Fuseholder, 6.3 x 32 mm, Fingergrip, Rear-Side, NF	2.5 W / 10 A 250 VAC	6.3 x 32 mm	IP 40 / IP 67		•					•						

Fuseholder (PG02)

	Type	Power acceptance Rated Voltage	Fuse-link	Protection class	Terminals	RoHS	Green	UL	CS	UL	DLE	LDE
	<p><b>231600P</b> Shock-Safe Fuseholder, 4.7 x 16 mm, Fingergrip, Rear-Side</p>	<p>1 W / 5 A 250 VAC</p>	<p>4.7 x 16 mm</p>	<p>IP 67</p>	<p>•</p>							