

IEC Plug E, Cord Connector (Rewireable), Straight



Rewireable connector
grey
straight



Rewireable connector
black
straight



Example with assembled cable



See below:

Approvals and Compliances

Description

- Screwing cable terminal ,
- Pin temperature 70 °C , Protection class I ,
- Strain relief for 8 or 10 mm cable included

Weblinks

[pdf data sheet](#), [html data sheet](#), [General Product Information](#), [Distributor-Stock-Check](#), [Accessories](#), [Detailed request for product](#)

Technical Data

Ratings IEC	10A / 250VAC; 50Hz	appliance inlet/-outlet	E acc. to IEC 60320-1, UL 60320-1, CSA C22.2 no. 60320-1 (for cold conditions) pin-temperature 70 °C, 10A, Protection Class I
Ratings UL/CSA	15A / 250VAC; 60Hz		
Dielectric Strength	> 4 kVAC between L-N > 2 kVAC between L/N-PE (1 min/50Hz)		
Allowable Operation Temperature	-25 °C to 70 °C		
IP-Protection	from front side IP20 acc. to IEC 60529		
Insulation cover	Suitable for appliances with protection class I acc. to IEC 61140		
Terminal	Screw clamps		
Material: Housing	PA6, black or grey, UL 94V-0		

Approvals and Compliances

Detailed information on product approvals, code requirements, usage instructions and detailed test conditions can be looked up in [Details about Approvals](#)

SCHURTER products are designed for use in industrial environments. They have approvals from independent testing bodies according to national and international standards. Products with specific characteristics and requirements such as required in the automotive sector according to IATF 16949, medical technology according to ISO 13485 or in the aerospace industry can be offered exclusively with customer-specific, individual agreements by SCHURTER.

Approvals

The approval mark is used by the testing authorities to certify compliance with the safety requirements placed on electronic products.

Approval Reference Type: 9009

Approval Logo	Certificates	Certification Body	Description
	VDE Approvals	VDE	Certificate Number: 40040553
	UL Approvals	UL	UL File Number: E96454
	CCC Approvals	CCC	CCC Certificate Number: 2014010204709158

Product standards

Product standards that are referenced

Organization	Design	Standard	Description
	Designed according to	IEC 60320-1	Appliance couplers for household and similar general purposes
	Designed according to	UL 60320-1	Standard for Attachment Plugs and Receptacles
	Designed according to	CSA C22.2 no. 60320-1	General Use Receptacles, Attachment Plugs, and Similar Wiring Devices





Application standards

Application standards where the product can be used

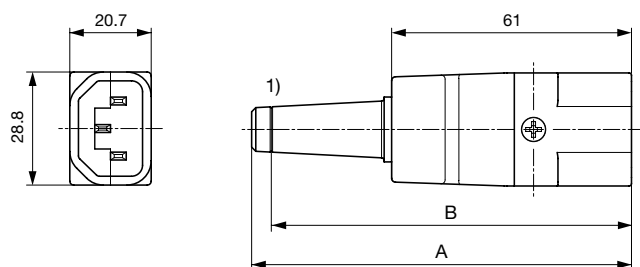
Organization	Design	Standard	Description
	Designed for applications acc.	IEC/UL 60950	IEC 60950-1 includes the basic requirements for the safety of information technology equipment.

Compliances

The product complies with following Guide Lines

Identification	Details	Initiator	Description
	CE declaration of conformity	SCHURTER AG	The CE marking declares that the product complies with the applicable requirements laid down in the harmonisation of Community legislation on its affixing in accordance with EU Regulation 765/2008.
	RoHS	SCHURTER AG	Directive RoHS 2011/65/EU, Amendment (EU) 2015/836
	China RoHS	SCHURTER AG	The law SJ / T 11363-2006 (China RoHS) has been in force since 1 March 2007. It is similar to the EU directive RoHS.
	REACH	SCHURTER AG	On 1 June 2007, Regulation (EC) No 1907/2006 on the Registration, Evaluation, Authorization and Restriction of Chemicals 1 (abbreviated as "REACH") entered into force.

Dimensions [mm]





1) Cut strain relief 8 (10) mm here for 10 mm cable

A: Strain relief 8 mm: 96 mm

B: Strain relief 10 mm: 91 mm

All Variants

Color	Max. cable diameter	Max. wire size	L = Length of cable guard	Order Number
black	8 (10) mm	3 x 1.5 mm ² / 3 x 14 AWG	-	9009.0111 
grey	8 (10) mm	3 x 1.5 mm ² / 3 x 14 AWG	-	9009.0121 
black	10 mm	3 x 1.5 mm ² / 3 x 14 AWG	-	9009.0211
grey	10 mm	3 x 1.5 mm ² / 3 x 14 AWG	-	9009.0221

 Most Popular.

Availability for all products can be searched real-time: <https://www.schurter.com/en/Stock-Check/Stock-Check-SCHURTER>

Max. torque for screws: Terminals: 0.5 Nm, Cable clamps: 0.8 Nm, Cover: 0.8 Nm

Packaging unit 50 Pcs

Mating Outlets/Connectors

Category / Description

[Appliance Outlet Overview complete](#)



6600-5, Mounting: Snap-in version, Appliance Outlet: IEC F, For PCB mounting, 10 A, Suitable for appliances with protection class I	6600-5
6600-3, Mounting: Screw-on mounting, Appliance Outlet: IEC F, Solder terminals or quick connect terminals, 10 A, Suitable for appliances with protection class I	6600-3
4787, Mounting: Screw-on mounting, Appliance Outlet: IEC Solder terminals, 10 A, Suitable for appliances with protection class I	4787
4788, Mounting: Snap-in version, Appliance Outlet: IEC Solder terminals or quick connect terminals, 10 A, Suitable for appliances with protection class I	4788
6600-4, Mounting: Snap-in version, Appliance Outlet: IEC F, Solder terminals or quick connect terminals, 10 A, Suitable for appliances with protection class I	6600-4

[Appliance Outlet further types to 9009](#)

[Appliance Outlet shuttered Overview complete](#)



4721, Mounting: Screw-on mounting, Appliance Outlet: IEC F, Solder terminals or quick connect terminals, 10 A, Suitable for appliances with protection class I	4721
4723, Mounting: Snap-in version, Appliance Outlet: IEC F, Solder terminals or quick connect terminals, 10 A, Suitable for appliances with protection class I	4723

[Appliance Outlet shuttered further types to 9009](#)

[Connector Overview complete](#)



4782 Mounting: Power Cord, 3 x 1 mm ² / 3 x 18 AWG, Cable, Connector: IEC C13	4782
4785 Mounting: Power Cord, 3 x 1 mm ² / 3 x 18 AWG, Cable, Connector: IEC C13	4785
4300-06 Mounting: Power Cord, 3 x 1 mm ² / 3 x 18 AWG, Cable, Connector: IEC C13	4300-06
4781 Mounting: Power Cord, 3 x 1 mm ² / 3 x 18 AWG, Cable, Connector: IEC C15	4781
4784 Mounting: Power Cord, 3 x 1 mm ² / 3 x 18 AWG, Cable, Connector: IEC C15	4784

[Connector further types to 9009](#)

[Distribution Unit Overview complete](#)



4751, Mounting: Snap-in, Front Side, Solder pin or quick connect terminals 6.3 x 0.8 or 4.8 x 0.8 mm, x Appliance Outlet: IEC F	4751
0712-PQ, Mounting: Snap-in, Front Side, Solder terminal (4.8 x 0.8 mm), 1x Appliance Outlet: IEC F	0712
4741, Mounting: 2x Appliance Outlet: IEC F	4741
0909, Mounting: Snap-in, Front Side, Solder terminals, 7x Appliance Outlet: IEC F	0909
4752, Mounting: Snap-in, Front Side, Solder terminals or quick connect terminals, 4x Appliance Outlet: IEC F	4752

[Distribution Unit further types to 9009](#)

[Power Entry Module Overview complete](#)



IEC Appliance Inlet C14 with Appliance Outlet F	KP (Outlet)
Felcom 64, Mounting: 0 mm, Fuse holder: Solder terminals 3.5 x 0.8 mm or quick connect terminals 6.3 x 0.8 mm, Rocker switch: 2-pole non-illuminated, Appliance Inlet: IEC C14, Power Entry Module	Felcom 64
4719, Mounting: Snap-in, mm, Fuse holder: 1-pole, Appliance Outlet: IEC F, with or without neon indicator, Suitable for appliances with protection class I	4719

[Power Entry Module further types to 9009](#)

[Power Entry Module with line filter Overview complete](#)



Felcom 54, Mounting: mm, Front Side, Filter: Standard Version, Fuse holder: 1 or 2 pole, Front Side, 10 A, Rocker switch: 2-pole, Solder terminals 3.5 x 0.8 mm or quick connect terminals 6.3 x 0.8 mm, Appliance Inlet: IEC C14	Felcom 54
---	-----------

[Power Entry Module with line filter further types to 9009](#)