

Miniature Fuse with Pigtail, 5.4 x 22.5 mm, Quick-Acting F, H, 250 VAC



IEC 60127-2 · 250 VAC · Quick-Acting F

See below:  
[Approvals and Compliances](#)

### Description

- IEC Standard Fuse
- H = High Breaking Capacity (Ceramic Tube)

### Applications

- Primary Protection on PCB


### References

[Packaging Details](#)

### Weblinks

[pdf data sheet](#), [html datasheet](#), [General Product Information](#), [Packaging details](#), [Distributor-Stock-Check](#), [Detailed request for product](#)

### Technical Data

Rated Voltage	250 VAC
Rated current	0.5 - 16 A
Breaking Capacity	500 A - 1500 A
Characteristic	Quick-Acting F
Admissible Ambient Air Temp.	-55 °C to 125 °C
Climatic Category	55/125/21 acc. to IEC 60068-1
Material: Tube	Ceramic
Material: Endcaps	Nickel-Plated Copper Alloy
Material: Axial Leads	Tin-Plated Copper
Unit Weight	1.67 g
Storage Conditions	0 °C to 60 °C, max. 70% r.h.
Product Marking	 , Rated current, Rated Voltage, Characteristic, Breaking Capacity, Certification marks

Soldering Methods	Wave <a href="#">Soldering Profile</a>
Solderability	235 °C / 2 sec acc. to IEC 60068-2-20, Test Ta, method 1
Resistance to Soldering Heat	260 °C / 5 sec acc. to IEC 60068-2-20, Test Tb, method 1A

### Approvals and Compliances


Detailed information on product approvals, code requirements, usage instructions and detailed test conditions can be looked up in [Details about Approvals](#)

SCHURTER products are designed for use in industrial environments. They have approvals from independent testing bodies according to national and international standards. Products with specific characteristics and requirements such as required in the automotive sector according to IATF 16949, medical technology according to ISO 13485 or in the aerospace industry can be offered exclusively with customer-specific, individual agreements by SCHURTER.

### Approvals



The approval mark is used by the testing authorities to certify compliance with the safety requirements placed on electronic products.

Approval Reference Type: SP 5x20 Pigtail

Approval Logo	Certificates	Certification Body	Description
	<a href="#">UL Approvals</a>	UL	UL File Number: E41599


### Product standards

Product standards that are referenced

Organization	Design	Standard	Description
	Designed according to	UL 248-14	Low voltage fuses - Part 14: Additional fuses
	Designed according to	CSA22.2 No. 248.14	Low-Voltage Fuses - Part 14: Supplemental Fuses





### Application standards

Application standards where the product can be used

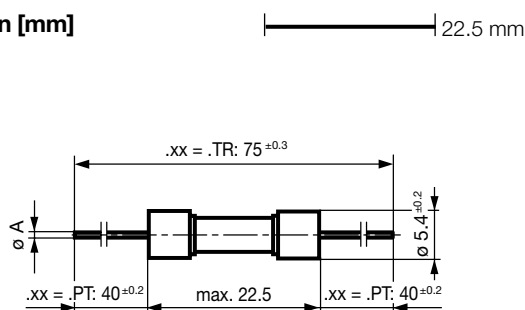
Organization	Design	Standard	Description
	Designed for applications acc.	IEC/UL 60950	IEC 60950-1 includes the basic requirements for the safety of information technology equipment.

### Compliances

The product complies with following Guide Lines

Identification	Details	Initiator	Description
	<a href="#">CE declaration of conformity</a>	SCHURTER AG	The CE marking declares that the product complies with the applicable requirements laid down in the harmonisation of Community legislation on its affixing in accordance with EU Regulation 765/2008.
	RoHS	SCHURTER AG	Directive RoHS 2011/65/EU, Amendment (EU) 2015/836
	China RoHS	SCHURTER AG	The law SJ / T 11363-2006 (China RoHS) has been in force since 1 March 2007. It is similar to the EU directive RoHS.
	REACH	SCHURTER AG	On 1 June 2007, Regulation (EC) No 1907/2006 on the Registration, Evaluation, Authorization and Restriction of Chemicals 1 (abbreviated as "REACH") entered into force.

### Dimension [mm]

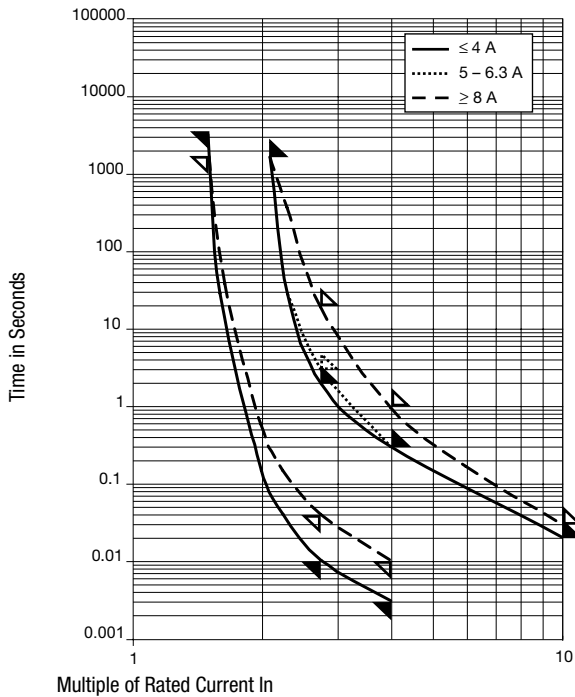


$I_n \leq 6.3 A$ :  $\varnothing A = 0.65 \text{ mm}$   
 $8 A \leq I_n \leq 12.5 A$ :  $\varnothing A = 0.8 \text{ mm}$   
 $I_n \geq 16 A$ :  $\varnothing A = 1.0 \text{ mm}$


### Pre-Arcing Time


Rated Current $I_n$	1.5 x $I_n$ min.	2.1 x $I_n$ max.	2.75 x $I_n$ min.	2.75 x $I_n$ max.	4.0 x $I_n$ min.	4.0 x $I_n$ max.	10.0 x $I_n$ max.
0.5 A - 4 A	60 min	30 min	10 ms	2 s	3 ms	300 ms	20 ms
5 A - 6.3 A	60 min	30 min	10 ms	3 s	3 ms	300 ms	20 ms
8 A - 10 A	30 min	30 min	40 ms	20 s	10 ms	1 s	30 ms
12.5 A - 16 A	15 min	30 min	40 ms	20 s	10 ms	1 s	30 ms

Time-Current-Curves



All Variants

Rated Current [A]	Rated Voltage [VAC]	Breaking Capacity	Voltage Drop $1.0 I_n$ max. [mV]	Voltage Drop $1.0 I_n$ typ. [mV]	Power Dissipation $1.5 I_n$ max. [mW]	Power Dissipation $1.5 I_n$ typ. [mW]	Melting $I^2t$ $10.0 I_n$ typ. [A <sup>2</sup> s]		Order Number
0.5	250	1)	1800	830	2500	2400	0.098	●	0001.1001.PT
0.5	250	1)	1800	830	2500	2400	0.098	●	0001.1001.TR
0.63	250	1)	1500	800	2500	2400	0.207	●	0001.1002.PT
0.63	250	1)	1500	800	2500	2400	0.207	●	0001.1002.TR
0.8	250	1)	1200	580	2500	2400	0.469	●	0001.1003.PT
0.8	250	1)	1200	580	2500	2400	0.469	●	0001.1003.TR
1	250	1)	1000	600	2500	2500	0.75	●	0001.1004.PT
1	250	1)	1000	600	2500	2500	0.75	●	0001.1004.TR
1.25	250	1)	800	270	4000	1000	0.538	●	0001.1005.PT
1.25	250	1)	800	270	4000	1000	0.538	●	0001.1005.TR
1.6	250	1)	600	350	4000	1600	0.755	●	0001.1006.PT
1.6	250	1)	600	350	4000	1600	0.755	●	0001.1006.TR
2	250	1)	500	260	4000	1600	2	●	0001.1007.PT
2	250	1)	500	260	4000	1600	2	●	0001.1007.TR
2.5	250	1)	400	260	4000	1900	3.28	●	0001.1008.PT
2.5	250	1)	400	260	4000	1900	3.28	●	0001.1008.TR
3.15	250	1)	350	210	4000	1900	6.78	●	0001.1009.PT
3.15	250	1)	350	210	4000	1900	6.78	●	0001.1009.TR
4	250	1)	300	200	4000	2400	12.6	●	0001.1010.PT
4	250	1)	300	200	4000	2400	12.6	●	0001.1010.TR
5	250	1)	250	160	4000	2400	30.8	●	0001.1011.PT
5	250	1)	250	160	4000	2400	30.8	●	0001.1011.TR
6.3	250	1)	200	150	4000	3200	36.7	●	0001.1012.PT
6.3	250	1)	200	150	4000	3200	36.7	●	0001.1012.TR
8	250	1)	200	140	4000	3900	81.9	●	0001.1013.PT
8	250	1)	200	140	4000	3900	81.9	●	0001.1013.TR
10	250	1)	200	130	4000	4700	141	●	0001.1014.PT
10	250	1)	200	130	4000	4700	141	●	0001.1014.TR

Rated Current [A]	Rated Voltage [VAC]	Breaking Capacity	Voltage Drop 1.0 I <sub>n</sub> max. [mV]	Voltage Drop 1.0 I <sub>n</sub> typ. [mV]	Power Dissipation 1.5 I <sub>n</sub> max. [mW]	Power Dissipation 1.5 I <sub>n</sub> typ. [mW]	Melting I <sup>2</sup> t 10.0 I <sub>n</sub> typ. [A <sup>2</sup> s]	 Order Number
12.5	250	2)	-	110	-	6900	203	● 0001.1015.PT
12.5	250	2)	-	110	-	6900	203	● 0001.1015.TR
16	250	2)	-	120	-	7400	461	● 0001.1016.PT
16	250	2)	-	120	-	7400	461	● 0001.1016.TR

Most Popular:

Availability for all products can be searched real-time: <https://www.schurter.com/en/Stock-Check/Stock-Check-SCHURTER>

- 1) IEC: H = 1500 A @ 250 VAC, p.f. = 0.7 - 0.8
- 1) UL: 10 kA @ 125 VAC, p.f. = 0.7 - 0.8 / 1500 A @ 250 VAC, p.f. = 0.7 - 0.8
- 2) IEC: 1000 A @ 250 VAC
- 2) UL: 500 A @ 125 VAC, p.f. = 0.7 - 0.8 / 1000 A @ 125 VAC / 500 A @ 250 VAC

**Packaging Unit**     .xx = .PT Bulk (1000 pcs.)  
                               .xx = .TR Taped 33 cm Reel (1000 pcs.)